

Signify Classified - Internal
Cooper Lighting Solutions Photometric Lab
1121 Highway 74 South
Peachtree City, GA 30269



Scaled data based on original data using
LM-79-08 Approved Method: Electrical and Photometric Measurements of Solid-
State Lighting Products

Test Report Prepared for
Cooper Lighting Solutions
(formerly Eaton)

Brand: McGRAW-EDISON

Report Number: P438167

Luminaire Tested: **IST-SA1B-730-U-SLL**

Issue Date: 12/10/2020

Test Information

Test Method: LM-79-08
Report Number: P438167
TEST IS SCALED FROM IESNA LM-79-08 TEST DATA (G3-2011-074-20)
Test Lab: INNOVATION CENTER
Issue Date: 12/10/2020
Manufacturer: COOPER LIGHTING SOLUTIONS (FORMERLY EATON)
Product Line: McGRAW-EDISON
Catalog Number: IST-SA1B-730-U-SLL
Description: IMPACT ELITE LED TRAPEZOID LUMINAIRE
(1) 70 CRI, 3000K, 450mA LIGHTSQUARE WITH 16 LEDS AND SPILL LIGHT
ELIMINATOR LEFT OPTICS
Light Source: -
Ballast/Driver: ELECTRONIC DRIVER

Summary

Lumens per Lamp: N/A
Luminaire Lumens: 2807 lumens
Efficiency: N/A
Efficacy: 110.5 lumens/watt
Luminous Opening: Rectangular (W 0.5' x L: 0.5' x H: 0')
IES Classification: Type IV - Short
BUG Rating: B1 - U0 - G1

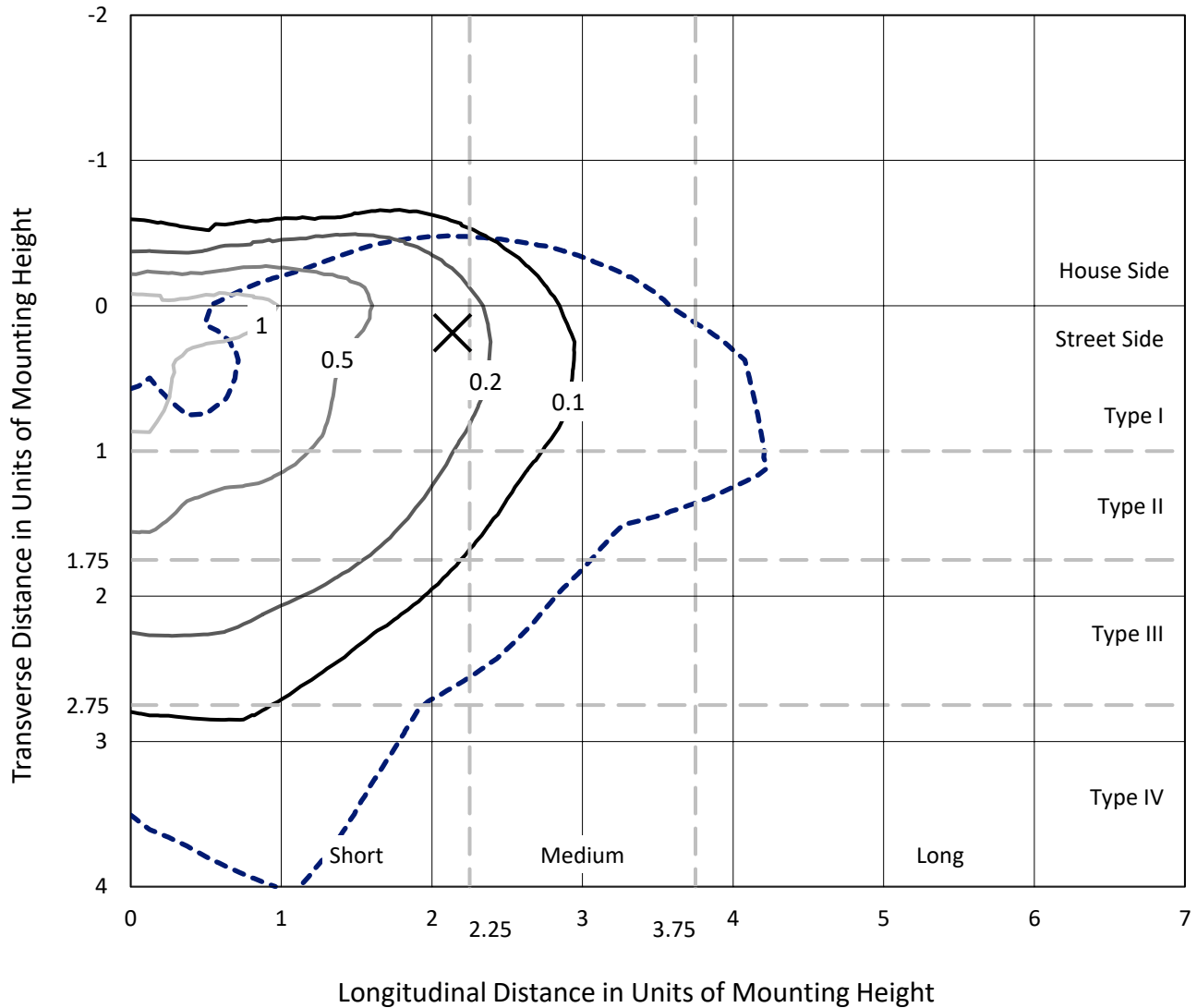
Input Watts (W): 25.4
Input Voltage (V): NR
Input Current (Ain): NR
Voltage Rise (V): NR
Power Factor: NR
Total Harmonic Distortion (THDi): NR
Frequency (hertz): 60
Stabilization Time: NR
Operation Time: NR
Ambient Temperature (°C): NR
Test Distance: 28.75 FT



REPORT NUMBER: P438167
 CATALOG NUMBER: IST-SA1B-730-U-SLL

Iso-Footcandle Lines of Horizontal Illumination

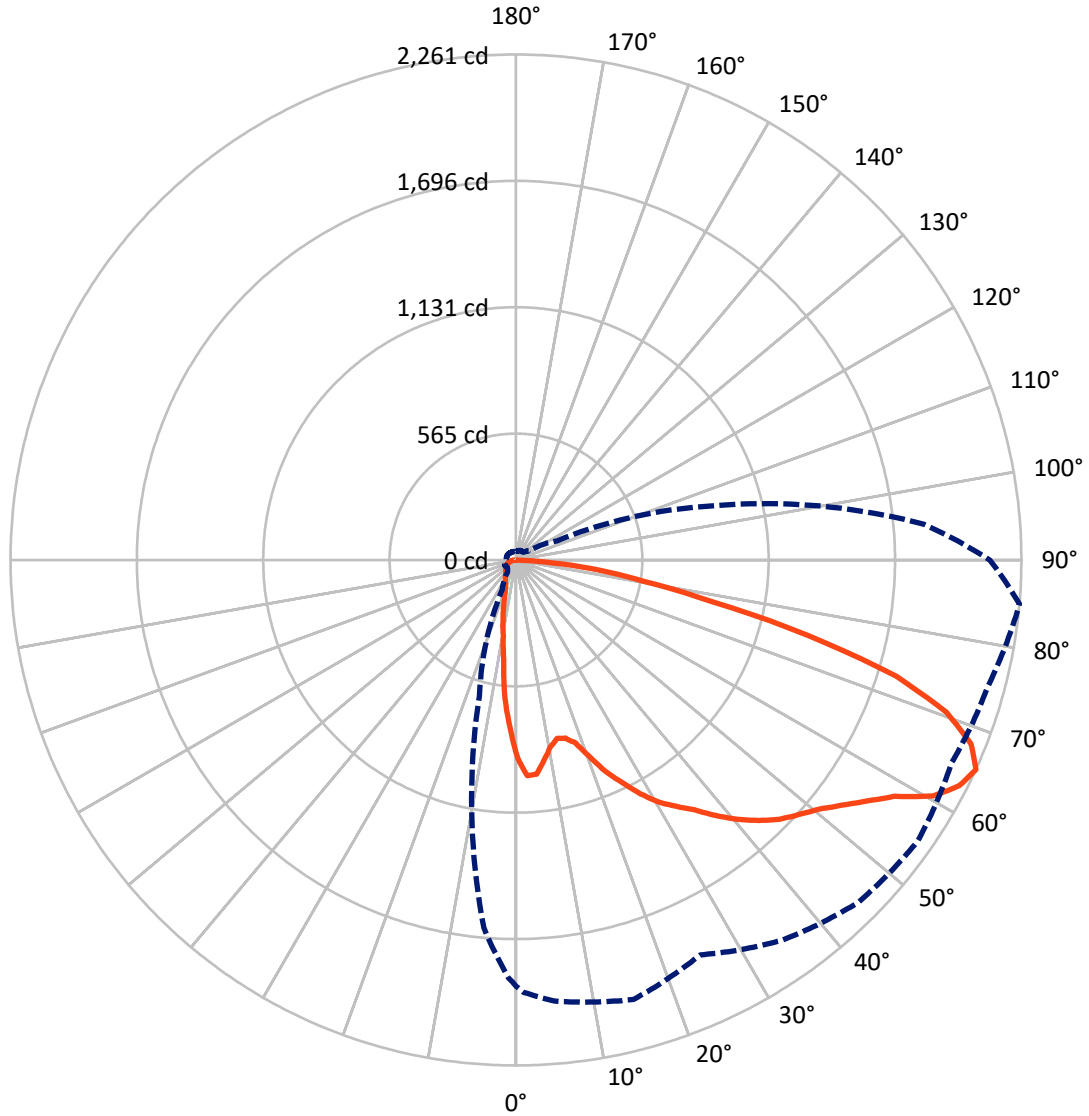
✕ Max cd
 - - - 1/2 Max cd



Based on 25 foot mounting height. Maximum calculated value = 1.7 fc
 Type IV - Short - N/A

REPORT NUMBER: P438167
CATALOG NUMBER: IST-SA1B-730-U-SLL

Luminous Intensity Polar Plot



— Vertical Plane Through 85-Deg Lateral - - - Horizontal Cone Through 65-Deg Vertical

REPORT NUMBER: P438167
 CATALOG NUMBER: IST-SA1B-730-U-SLL

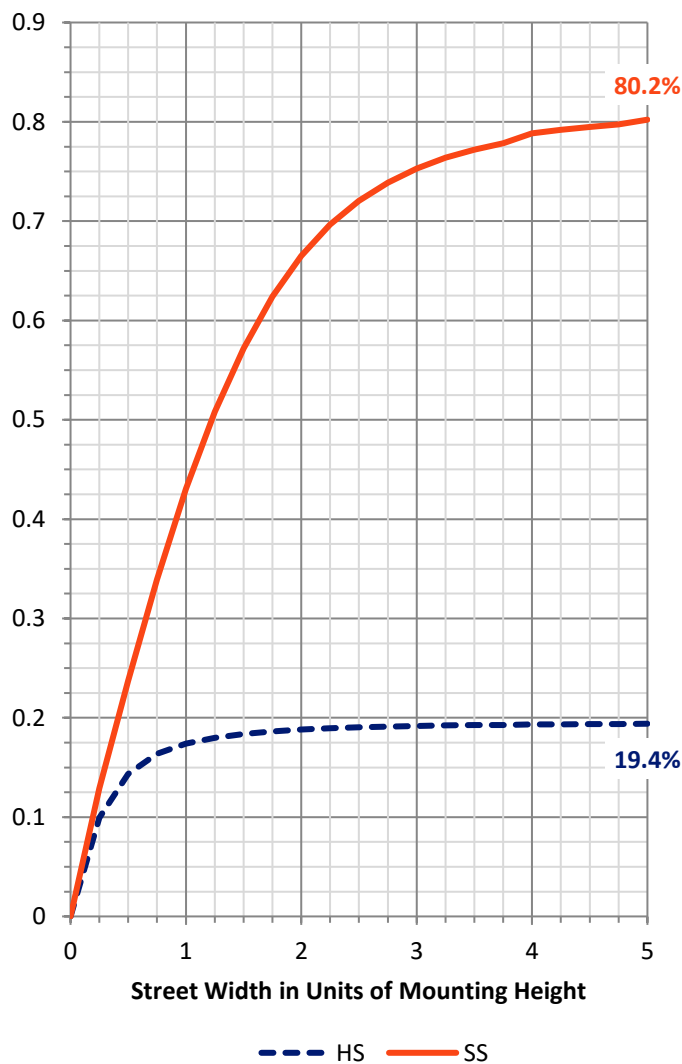
FLUX DISTRIBUTION:

		Downward	Upward	Total
House Side	Lumens	549.3	0.0	549.3
	% Fixture	19.6	0.0	19.6
Street Side	Lumens	2257.7	0.0	2257.7
	% Fixture	80.4	0.0	80.4
Total	Lumens	2807.0	0.0	2807.0
	% Fixture	100.0	0.0	100.0

Coefficient of Utilization

ZONAL LUMENS:

Zone	Lumens	% Fixture
0°-10°	67.5	2.4
10°-20°	140.4	5.0
20°-30°	201.9	7.2
30°-40°	289.9	10.3
40°-50°	410.3	14.6
50°-60°	570.5	20.3
60°-70°	679.4	24.2
70°-80°	392.7	14.0
80°-90°	54.3	1.9
90°-100°	0.0	0.0
100°-110°	0.0	0.0
110°-120°	0.0	0.0
120°-130°	0.0	0.0
130°-140°	0.0	0.0
140°-150°	0.0	0.0
150°-160°	0.0	0.0
160°-170°	0.0	0.0
170°-180°	0.0	0.0
0°-90°	2807.0	100.0
0°-180°	2807.0	100.0

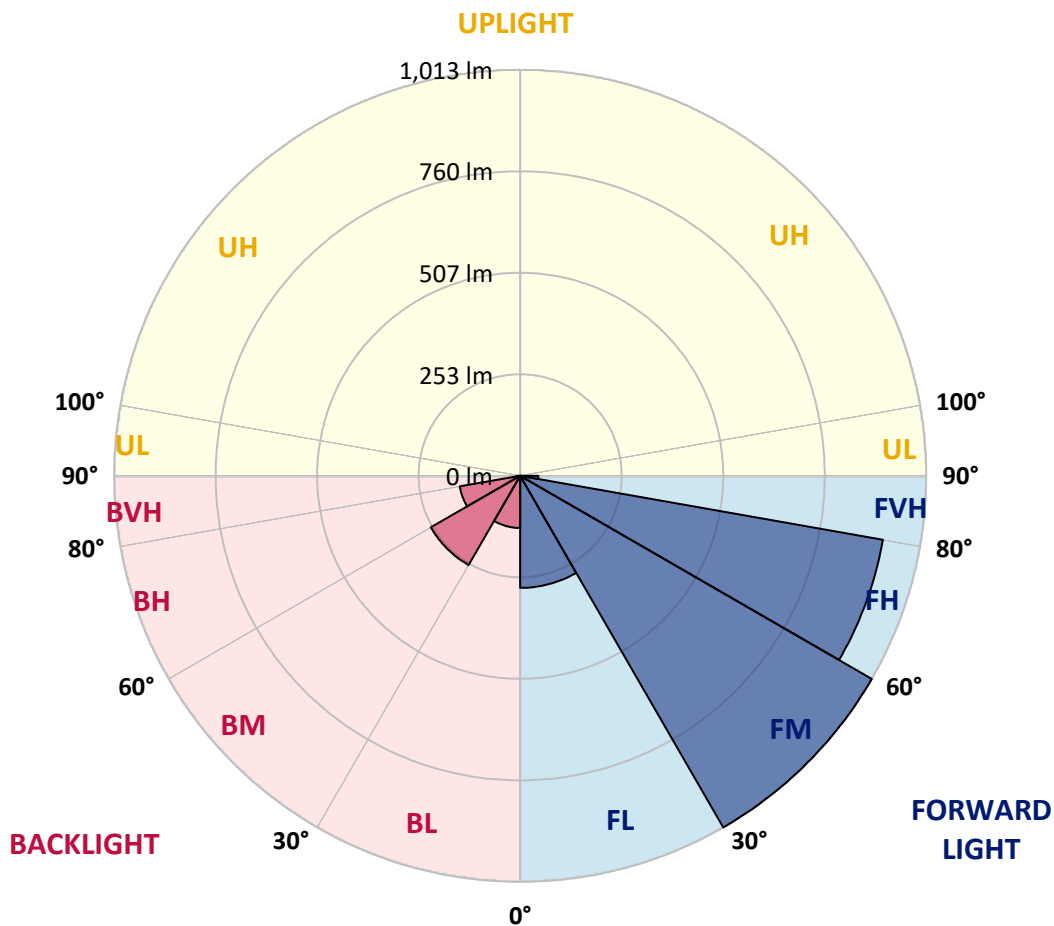


REPORT NUMBER: P438167
 CATALOG NUMBER: IST-SA1B-730-U-SLL

LUMINAIRE CLASSIFICATION SYSTEM LUMEN TABLE AND BUG RATING:

Zone	Lumens	% Fixture	Zone Rating/Lumen Limit		
			B	U	G
FL (0°-30°)	279.7	10.0			
FM (30°-60°)	1013.3	36.1			
FH (60°-80°)	919.2	32.7			G1/1800
FVH (80°-90°)	45.4	1.6			G1/100
BL (0°-30°)	130.1	4.6	B1/500		
BM (30°-60°)	257.4	9.2	B1/1000		
BH (60°-80°)	152.9	5.4	B1/500		G1/500
BVH (80°-90°)	8.9	0.3			G0/10
UL (90°-100°)	0.0	0.0		U0/0	
UH (100°-180°)	0.0	0.0		U0/0	

BUG Rating: B1-U0-G1
 Type IV Short





REPORT NUMBER: P438167
 CATALOG NUMBER: IST-SA1B-730-U-SLL

CANDELA DISTRIBUTION (FULL):

	0°	1°	5°	15°	25°	35°	45°	55°	65°	75°	85°
0°	886.8	886.8	886.8	886.8	886.8	886.8	886.8	886.8	886.8	886.8	886.8
2.5°	929.2	932.6	940.7	968.2	985.4	999.2	1016.4	999.2	994.6	971.6	967.1
5°	895.9	904.0	926.9	978.5	1021.0	1065.7	1088.7	1069.2	1042.8	1002.6	962.5
7.5°	830.5	840.9	870.7	951.0	1031.3	1092.1	1121.9	1101.3	1047.4	976.2	904.0
10°	764.0	780.1	815.6	916.6	1001.5	1069.2	1115.0	1093.2	1027.9	934.9	848.9
12.5°	723.9	735.3	775.5	881.0	970.5	1038.2	1072.6	1060.0	999.2	910.8	819.1
15°	714.7	726.2	766.3	868.4	947.6	998.0	1006.1	1009.5	986.6	918.9	827.1
17.5°	739.9	749.1	804.2	889.1	921.2	931.5	944.1	959.0	970.5	934.9	860.4
20°	800.7	819.1	867.3	931.5	914.3	890.2	897.1	915.4	959.0	982.0	937.2
22.5°	882.2	902.8	963.6	990.0	918.9	867.3	861.5	877.6	957.9	1033.6	1029.0
25°	972.8	1001.5	1066.9	1068.0	938.4	851.2	839.7	854.6	955.6	1079.5	1102.4
27.5°	1066.9	1093.2	1164.4	1128.8	976.2	852.3	838.6	853.5	961.3	1128.8	1183.9
30°	1136.8	1171.3	1233.2	1186.2	1000.3	867.3	846.6	866.1	973.9	1154.0	1256.1
32.5°	1208.0	1229.8	1295.1	1219.4	1026.7	890.2	863.8	893.6	1006.1	1178.1	1313.5
35°	1271.1	1299.7	1366.3	1238.9	1065.7	929.2	894.8	933.8	1052.0	1212.6	1372.0
37.5°	1351.4	1378.9	1439.7	1266.5	1097.8	978.5	949.9	1000.3	1108.2	1243.5	1450.0
40°	1422.5	1466.1	1512.0	1300.9	1134.5	1050.8	1032.4	1101.3	1183.9	1286.0	1525.7
42.5°	1492.5	1529.2	1579.6	1339.9	1181.6	1139.1	1147.2	1219.4	1275.6	1350.2	1593.4
45°	1542.9	1585.4	1630.1	1370.9	1242.4	1234.3	1288.3	1349.1	1369.7	1417.9	1654.2
47.5°	1592.3	1625.5	1665.7	1401.8	1315.8	1341.0	1435.1	1482.1	1461.5	1478.7	1702.4
50°	1657.7	1693.2	1704.7	1451.2	1408.7	1476.4	1578.5	1609.5	1549.8	1526.9	1752.9
52.5°	1751.7	1768.9	1763.2	1509.7	1497.1	1617.5	1701.2	1748.3	1641.6	1572.8	1822.8
55°	1877.9	1907.7	1871.0	1604.9	1587.7	1752.9	1850.4	1873.3	1743.7	1630.1	1903.1
57.5°	1998.4	2024.7	2013.3	1720.7	1705.8	1869.9	1963.9	1985.7	1843.5	1736.8	1994.9
60°	2043.1	2051.1	2092.4	1843.5	1824.0	1969.7	2076.4	2079.8	1962.8	1865.3	2144.1
62.5°	1994.9	2027.0	2067.2	1958.2	1895.1	2055.7	2150.9	2172.7	2076.4	2021.3	2225.5
65°	1905.4	1934.1	1981.2	2035.1	1949.0	2076.4	2165.8	2193.4	2149.8	2185.3	2261.1
67.5°	1802.2	1837.8	1869.9	2047.7	1942.2	1958.2	2032.8	2050.0	2110.8	2257.6	2195.7
70°	1669.1	1709.3	1736.8	1998.4	1778.1	1618.6	1671.4	1718.5	1811.4	2129.1	2043.1
72.5°	1382.3	1446.6	1515.4	1774.7	1438.5	1257.3	1298.6	1329.6	1396.1	1818.3	1779.3
75°	972.8	1019.8	1104.7	1429.4	1104.7	890.2	954.4	954.4	1038.2	1493.6	1351.4
77.5°	581.6	582.8	665.4	940.7	672.2	600.0	636.7	653.9	679.1	1057.7	897.1
80°	329.2	333.8	361.4	608.0	398.1	409.5	453.1	499.0	461.2	656.2	577.0
82.5°	153.7	135.4	143.4	286.8	226.0	267.3	274.2	294.8	297.1	419.9	378.6
85°	12.6	10.3	13.8	51.6	40.2	36.7	26.4	50.5	79.2	183.5	162.9
87.5°	0.0	0.0	0.0	0.0	0.0	0.0	0.0	0.0	0.0	0.0	0.0
90°	0.0	0.0	0.0	0.0	0.0	0.0	0.0	0.0	0.0	0.0	0.0



REPORT NUMBER: P438167
 CATALOG NUMBER: IST-SA1B-730-U-SLL

CANDELA DISTRIBUTION (continued):

	90°	95°	105°	115°	125°	135°	145°	155°	165°	175°	180°
0°	886.8	886.8	886.8	886.8	886.8	886.8	886.8	886.8	886.8	886.8	886.8
2.5°	952.1	940.7	915.4	895.9	877.6	843.2	829.4	809.9	799.6	781.2	785.8
5°	932.6	906.3	848.9	809.9	759.4	718.1	692.9	669.9	660.8	641.3	634.4
7.5°	861.5	838.6	766.3	702.1	640.1	590.8	543.8	509.3	493.3	476.1	474.9
10°	800.7	762.9	680.3	604.6	533.4	487.5	453.1	424.5	399.2	377.4	364.8
12.5°	766.3	719.3	627.5	535.7	486.4	454.3	416.4	380.9	352.2	326.9	312.0
15°	766.3	711.2	602.3	512.8	463.5	415.3	371.7	335.0	297.1	267.3	258.1
17.5°	801.9	734.2	608.0	497.9	427.9	374.0	318.9	270.7	234.0	207.6	198.5
20°	871.8	790.4	621.8	480.7	393.5	318.9	252.4	200.8	167.5	154.9	152.6
22.5°	953.3	858.1	642.4	464.6	357.9	260.4	189.3	152.6	137.7	133.1	133.1
25°	1042.8	933.8	668.8	447.4	321.2	206.5	144.5	127.3	121.6	119.3	119.3
27.5°	1126.5	1016.4	715.8	440.5	286.8	167.5	126.2	113.6	110.1	107.8	109.0
30°	1208.0	1089.8	764.0	426.7	248.9	145.7	113.6	104.4	99.8	98.7	99.8
32.5°	1277.9	1152.9	797.3	406.1	222.5	130.8	105.5	96.4	91.8	90.6	91.8
35°	1358.2	1214.8	830.5	391.2	208.8	121.6	99.8	90.6	86.0	83.7	83.7
37.5°	1452.3	1289.4	855.8	369.4	199.6	112.4	95.2	86.0	80.3	78.0	78.0
40°	1578.5	1380.0	876.4	352.2	189.3	107.8	89.5	81.4	75.7	73.4	72.3
42.5°	1665.7	1459.2	893.6	340.7	179.0	105.5	86.0	79.2	72.3	68.8	67.7
45°	1725.3	1529.2	905.1	335.0	169.8	99.8	83.7	76.9	68.8	64.2	64.2
47.5°	1782.7	1586.5	906.3	326.9	162.9	92.9	87.2	73.4	65.4	60.8	60.8
50°	1846.9	1658.8	928.1	318.9	154.9	84.9	86.0	72.3	63.1	58.5	57.4
52.5°	1911.2	1757.5	970.5	307.4	143.4	78.0	81.4	73.4	60.8	56.2	55.1
55°	2025.9	1880.2	1023.3	290.2	128.5	71.1	75.7	72.3	57.4	52.8	51.6
57.5°	2100.5	1994.9	1064.6	271.9	106.7	66.5	66.5	70.0	53.9	49.3	48.2
60°	2142.9	2016.7	1072.6	250.1	87.2	59.7	57.4	71.1	50.5	44.7	44.7
62.5°	2141.8	1942.2	1032.4	229.4	75.7	55.1	51.6	61.9	47.0	42.4	41.3
65°	2120.0	1832.0	941.8	203.0	71.1	50.5	45.9	47.0	43.6	39.0	37.9
67.5°	2025.9	1641.6	797.3	176.7	68.8	45.9	42.4	40.2	37.9	34.4	33.3
70°	1797.6	1427.1	621.8	164.0	67.7	40.2	36.7	34.4	32.1	29.8	29.8
72.5°	1461.5	1112.7	474.9	157.2	68.8	36.7	31.0	29.8	27.5	26.4	25.2
75°	1011.8	822.5	344.1	138.8	66.5	31.0	26.4	24.1	22.9	20.6	20.6
77.5°	650.4	538.0	228.3	111.3	53.9	25.2	19.5	18.4	17.2	16.1	16.1
80°	427.9	365.9	133.1	79.2	33.3	17.2	13.8	13.8	12.6	10.3	10.3
82.5°	271.9	276.5	68.8	36.7	19.5	10.3	8.0	6.9	6.9	4.6	4.6
85°	59.7	104.4	31.0	14.9	6.9	1.1	0.0	0.0	0.0	0.0	0.0
87.5°	0.0	0.0	0.0	0.0	0.0	0.0	0.0	0.0	0.0	0.0	0.0
90°	0.0	0.0	0.0	0.0	0.0	0.0	0.0	0.0	0.0	0.0	0.0



REPORT NUMBER: P438167
 CATALOG NUMBER: IST-SA1B-730-U-SLL

CANDELA DISTRIBUTION (continued):

	185°	195°	205°	215°	225°	235°	245°	255°	265°	270°	275°
0°	886.8	886.8	886.8	886.8	886.8	886.8	886.8	886.8	886.8	886.8	886.8
2.5°	769.7	760.6	757.1	757.1	742.2	743.4	743.4	752.5	751.4	759.4	756.0
5°	626.4	617.2	617.2	619.5	621.8	611.4	614.9	605.7	622.9	610.3	601.1
7.5°	462.3	461.2	469.2	487.5	484.1	480.7	473.8	456.6	447.4	456.6	452.0
10°	354.5	357.9	355.6	363.7	364.8	363.7	352.2	348.7	344.1	348.7	354.5
12.5°	297.1	283.3	268.4	267.3	276.5	276.5	275.3	276.5	279.9	279.9	284.5
15°	247.8	238.6	219.1	209.9	216.8	212.2	213.4	218.0	221.4	226.0	223.7
17.5°	197.3	189.3	180.1	174.4	177.8	174.4	173.2	172.1	172.1	170.9	175.5
20°	150.3	149.1	152.6	150.3	151.4	149.1	145.7	141.1	137.7	140.0	142.2
22.5°	130.8	131.9	134.2	136.5	136.5	134.2	128.5	123.9	122.7	122.7	123.9
25°	120.5	120.5	123.9	125.0	126.2	122.7	115.9	112.4	112.4	112.4	112.4
27.5°	109.0	111.3	113.6	115.9	117.0	113.6	107.8	104.4	104.4	103.2	102.1
30°	101.0	102.1	104.4	105.5	106.7	103.2	99.8	96.4	96.4	96.4	95.2
32.5°	91.8	95.2	96.4	97.5	98.7	96.4	92.9	90.6	89.5	88.3	86.0
35°	84.9	86.0	89.5	89.5	90.6	89.5	87.2	84.9	81.4	80.3	80.3
37.5°	78.0	78.0	80.3	82.6	84.9	83.7	80.3	76.9	75.7	75.7	75.7
40°	73.4	72.3	73.4	76.9	79.2	79.2	74.6	72.3	72.3	71.1	71.1
42.5°	67.7	67.7	67.7	71.1	75.7	73.4	68.8	68.8	68.8	67.7	67.7
45°	64.2	63.1	64.2	64.2	70.0	66.5	65.4	64.2	65.4	64.2	65.4
47.5°	59.7	59.7	59.7	60.8	64.2	61.9	60.8	60.8	61.9	61.9	61.9
50°	56.2	56.2	56.2	57.4	58.5	58.5	58.5	58.5	58.5	59.7	59.7
52.5°	53.9	52.8	53.9	53.9	55.1	56.2	55.1	56.2	56.2	56.2	57.4
55°	51.6	50.5	51.6	51.6	53.9	52.8	52.8	53.9	53.9	55.1	56.2
57.5°	48.2	47.0	49.3	49.3	51.6	51.6	50.5	51.6	51.6	52.8	52.8
60°	44.7	44.7	45.9	45.9	48.2	49.3	49.3	49.3	49.3	49.3	49.3
62.5°	41.3	41.3	42.4	43.6	45.9	45.9	47.0	47.0	47.0	47.0	45.9
65°	37.9	39.0	40.2	40.2	42.4	43.6	43.6	43.6	43.6	43.6	43.6
67.5°	33.3	35.6	36.7	37.9	40.2	40.2	41.3	41.3	40.2	40.2	40.2
70°	29.8	31.0	32.1	33.3	36.7	36.7	37.9	37.9	36.7	36.7	37.9
72.5°	25.2	26.4	27.5	29.8	33.3	33.3	34.4	34.4	33.3	33.3	33.3
75°	21.8	21.8	22.9	25.2	29.8	29.8	29.8	31.0	29.8	29.8	28.7
77.5°	16.1	17.2	18.4	21.8	25.2	26.4	26.4	26.4	25.2	25.2	24.1
80°	10.3	11.5	13.8	16.1	19.5	20.6	21.8	21.8	20.6	20.6	19.5
82.5°	4.6	6.9	8.0	10.3	12.6	16.1	16.1	17.2	16.1	14.9	14.9
85°	0.0	0.0	1.1	3.4	5.7	9.2	10.3	11.5	10.3	9.2	9.2
87.5°	0.0	0.0	0.0	0.0	0.0	2.3	2.3	2.3	1.1	0.0	0.0
90°	0.0	0.0	0.0	0.0	0.0	0.0	0.0	0.0	0.0	0.0	0.0



REPORT NUMBER: P438167
 CATALOG NUMBER: IST-SA1B-730-U-SLL

CANDELA DISTRIBUTION (continued):

	285°	295°	305°	315°	325°	335°	345°	355°	359°	360°
0°	886.8	886.8	886.8	886.8	886.8	886.8	886.8	886.8	886.8	886.8
2.5°	768.6	781.2	800.7	812.2	838.6	862.7	887.9	921.2	928.1	929.2
5°	610.3	625.2	661.9	676.8	725.0	764.0	821.4	877.6	892.5	895.9
7.5°	465.7	477.2	517.4	546.1	598.8	653.9	727.3	793.8	827.1	830.5
10°	363.7	394.6	425.6	468.0	513.9	567.8	644.7	729.6	766.3	764.0
12.5°	306.3	338.4	376.3	418.7	465.7	513.9	583.9	678.0	714.7	723.9
15°	245.5	284.5	325.8	369.4	424.5	471.5	552.9	657.3	702.1	714.7
17.5°	190.4	221.4	261.6	317.8	371.7	438.2	541.5	676.8	727.3	739.9
20°	150.3	173.2	201.9	255.8	324.6	407.2	535.7	713.5	782.4	800.7
22.5°	128.5	137.7	158.3	205.3	277.6	374.0	532.3	765.2	851.2	882.2
25°	114.7	120.5	131.9	161.8	230.6	345.3	538.0	829.4	947.6	972.8
27.5°	104.4	109.0	114.7	136.5	199.6	320.1	548.3	901.7	1030.2	1066.9
30°	95.2	98.7	106.7	121.6	174.4	294.8	551.8	972.8	1103.6	1136.8
32.5°	88.3	92.9	99.8	112.4	159.5	277.6	542.6	1026.7	1171.3	1208.0
35°	81.4	87.2	94.1	104.4	146.8	262.7	522.0	1071.5	1235.5	1271.1
37.5°	78.0	81.4	88.3	96.4	137.7	247.8	503.6	1116.2	1302.0	1351.4
40°	73.4	76.9	83.7	90.6	126.2	231.7	491.0	1173.5	1377.7	1422.5
42.5°	70.0	74.6	80.3	88.3	117.0	214.5	478.4	1219.4	1445.4	1492.5
45°	67.7	72.3	78.0	88.3	109.0	200.8	464.6	1259.6	1497.1	1542.9
47.5°	64.2	70.0	78.0	84.9	105.5	191.6	464.6	1307.8	1544.1	1592.3
50°	63.1	68.8	81.4	82.6	103.2	188.1	484.1	1362.8	1611.8	1657.7
52.5°	61.9	67.7	81.4	78.0	101.0	190.4	513.9	1462.6	1699.0	1751.7
55°	58.5	66.5	78.0	72.3	95.2	192.7	547.2	1593.4	1828.6	1877.9
57.5°	56.2	65.4	73.4	66.5	87.2	189.3	591.9	1710.4	1963.9	1998.4
60°	52.8	64.2	64.2	61.9	78.0	179.0	642.4	1785.0	2015.6	2043.1
62.5°	50.5	63.1	57.4	57.4	71.1	162.9	659.6	1766.6	1965.1	1994.9
65°	47.0	55.1	51.6	52.8	65.4	144.5	629.8	1651.9	1869.9	1905.4
67.5°	43.6	47.0	45.9	48.2	63.1	126.2	549.5	1515.4	1747.1	1802.2
70°	39.0	41.3	41.3	43.6	59.7	113.6	458.9	1339.9	1587.7	1669.1
72.5°	35.6	36.7	36.7	40.2	56.2	106.7	362.5	1136.8	1331.9	1382.3
75°	29.8	32.1	32.1	34.4	50.5	90.6	247.8	832.8	931.5	972.8
77.5°	26.4	26.4	27.5	28.7	40.2	60.8	145.7	512.8	559.8	581.6
80°	20.6	21.8	20.6	20.6	25.2	40.2	79.2	300.6	340.7	329.2
82.5°	14.9	14.9	12.6	12.6	14.9	21.8	34.4	156.0	159.5	153.7
85°	8.0	5.7	4.6	4.6	4.6	4.6	4.6	33.3	16.1	12.6
87.5°	0.0	0.0	0.0	1.1	1.1	1.1	0.0	0.0	0.0	0.0
90°	0.0	0.0	0.0	0.0	0.0	0.0	0.0	0.0	0.0	0.0

Signify Classified - Internal
Cooper Lighting Solutions Photometric Lab
1121 Highway 74 South
Peachtree City, GA 30269



Test Information

Test Method: LM-79-2008
 Report Number: SP1-1908-441-2-R4
 Test Lab: COOPER LIGHTING SOLUTIONS
 Photometer: SP1 - 76IN SPHERE
 Measurement Geometry: 4π
 Issue Date: 10/28/2024
 Manufacturer: COOPER LIGHTING SOLUTIONS
 Product Line: MCGRAW-EDISON
 Catalog Number: **SA1C-730-U-5WQ**
 Description: MCGRAW EDISON ROADWAY AND AREA LUMINAIRE

THIS IS A REVISION OF SP1-1908-441-2-R3. TO UPDATE THE CATALOG INFORMATION.TESTED IN SITU. (1) 70 CRI, 3000K, 1050MA LIGHTSQUARE WITH 16 LEDS AND TYPE V WIDE OPTICS.

Spectral Parameters

CCT (K): 2993
 CIE u': 0.2508
 CIE v': 0.5215
 Duv: 0.0000
 CIE x: 0.4374
 CIE y: 0.4043
 CIE z: 0.1583
 Peak Wavelength (nm): 593
 Dominant Wavelength (nm): 582
 Purity: 53

CRI (Ra):	71.8		
R1:	67.5	R9:	-38.3
R2:	82.9	R10:	62.5
R3:	94.7	R11:	63.7
R4:	67.7	R12:	57.8
R5:	67.9	R13:	70.4
R6:	77.6	R14:	97.3
R7:	76.0		
R8:	40.5		

Rf: 75.7
 Rg: 93.9



Test Conditions

Stabilization Time: 53M
 Operation Time: 12H
 Room Temperature (°C) / RH%: 25.0./44%
 Sphere Temperature (°C): 25.7

REPORT NUMBER: SP1-1908-441-2-R4

Measurement and Test Equipment			
Instrument	Identification Number	Calibration Date	Calibration Due Date
Photometer	IN0058	6/28/2019	12/28/2019
Power Meter	IN0071	12/5/2018	12/5/2019
AC Power Source	IN0063	12/5/2018	12/5/2019
DC Power Source	IN0208	12/5/2018	12/5/2019
Sphere Thermometer	IN0085	12/5/2018	12/5/2019
Room Thermometer	IN0046	12/5/2018	12/5/2019

REPORT NUMBER: SP1-1908-441-2-R4

CIE 1931 Chromaticity Diagram



CIE 1931 Chromaticity Diagram with 2017 ANSI 7-Step and 4-Step Quadrangles



Point lies inside the ANSI 3000K 4-step quadrangle

REPORT NUMBER: SP1-1908-441-2-R4

Photopic Flux vs. Wavelength



#####

λ (nm)	Power ($\mu\text{W}/\text{nm}$)	Lumens (ϕ/nm)	λ (nm)	Power ($\mu\text{W}/\text{nm}$)	Lumens (ϕ/nm)	λ (nm)	Power ($\mu\text{W}/\text{nm}$)	Lumens (ϕ/nm)	λ (nm)	Power ($\mu\text{W}/\text{nm}$)	Lumens (ϕ/nm)	λ (nm)	Power ($\mu\text{W}/\text{nm}$)	Lumens (ϕ/nm)
360	2397	NR	490	24908	NR	620	118784	NR	750	5037	NR	880	2677	NR
365	2084	NR	495	30998	NR	625	108951	NR	755	4413	NR	885	2940	NR
370	2143	NR	500	37103	NR	630	99573	NR	760	4189	NR	890	3116	NR
375	2413	NR	505	42987	NR	635	90444	NR	765	3677	NR	895	3345	NR
380	2172	NR	510	48702	NR	640	80749	NR	770	3366	NR	900	2312	NR
385	1997	NR	515	53741	NR	645	71664	NR	775	3211	NR	905	2829	NR
390	1830	NR	520	57283	NR	650	63936	NR	780	2682	NR	910	2783	NR
395	1861	NR	525	61876	NR	655	56611	NR	785	2804	NR	915	2662	NR
400	1717	NR	530	65398	NR	660	49763	NR	790	2581	NR	920	3047	NR
405	1761	NR	535	69597	NR	665	42891	NR	795	2711	NR	925	2256	NR
410	2680	NR	540	74214	NR	670	36939	NR	800	2609	NR	930	2976	NR
415	4374	NR	545	79911	NR	675	31946	NR	805	2581	NR	935	3503	NR
420	8071	NR	550	86153	NR	680	27385	NR	810	2404	NR	940	4226	NR
425	15169	NR	555	93952	NR	685	23504	NR	815	2556	NR	945	2930	NR
430	26038	NR	560	102904	NR	690	20210	NR	820	2742	NR	950	2115	NR
435	41316	NR	565	112009	NR	695	17459	NR	825	2014	NR	955	2634	NR
440	59674	NR	570	121662	NR	700	15207	NR	830	2488	NR	960	4200	NR
445	72751	NR	575	130476	NR	705	13322	NR	835	2625	NR	965	1982	NR
450	65091	NR	580	137926	NR	710	11676	NR	840	2754	NR	970	3613	NR
455	44894	NR	585	143406	NR	715	10626	NR	845	2708	NR	975	4034	NR
460	32712	NR	590	147039	NR	720	9416	NR	850	2608	NR	980	3922	NR
465	25296	NR	595	147365	NR	725	8333	NR	855	2605	NR	985	1909	NR
470	19318	NR	600	145800	NR	730	7134	NR	860	1765	NR	990	3617	NR
475	17265	NR	605	141363	NR	735	6437	NR	865	2581	NR	995	4767	NR
480	18260	NR	610	134199	NR	740	5834	NR	870	3016	NR	1000	2528	NR
485	20845	NR	615	127683	NR	745	5500	NR	875	3952	NR			

REPORT NUMBER: SP1-1908-441-2-R4

Scotopic Flux vs. Wavelength



Scotopic Lumens: 8494.8

S/P: 1.23

λ (nm)	Power (µW/nm)	Lumens (φ/nm)	λ (nm)	Power (µW/nm)	Lumens (φ/nm)	λ (nm)	Power (µW/nm)	Lumens (φ/nm)	λ (nm)	Power (µW/nm)	Lumens (φ/nm)	λ (nm)	Power (µW/nm)	Lumens (φ/nm)
360	2397	NR	490	24908	NR	620	118784	NR	750	5037	NR	880	2677	NR
365	2084	NR	495	30998	NR	625	108951	NR	755	4413	NR	885	2940	NR
370	2143	NR	500	37103	NR	630	99573	NR	760	4189	NR	890	3116	NR
375	2413	NR	505	42987	NR	635	90444	NR	765	3677	NR	895	3345	NR
380	2172	NR	510	48702	NR	640	80749	NR	770	3366	NR	900	2312	NR
385	1997	NR	515	53741	NR	645	71664	NR	775	3211	NR	905	2829	NR
390	1830	NR	520	57283	NR	650	63936	NR	780	2682	NR	910	2783	NR
395	1861	NR	525	61876	NR	655	56611	NR	785	2804	NR	915	2662	NR
400	1717	NR	530	65398	NR	660	49763	NR	790	2581	NR	920	3047	NR
405	1761	NR	535	69597	NR	665	42891	NR	795	2711	NR	925	2256	NR
410	2680	NR	540	74214	NR	670	36939	NR	800	2609	NR	930	2976	NR
415	4374	NR	545	79911	NR	675	31946	NR	805	2581	NR	935	3503	NR
420	8071	NR	550	86153	NR	680	27385	NR	810	2404	NR	940	4226	NR
425	15169	NR	555	93952	NR	685	23504	NR	815	2556	NR	945	2930	NR
430	26038	NR	560	102904	NR	690	20210	NR	820	2742	NR	950	2115	NR
435	41316	NR	565	112009	NR	695	17459	NR	825	2014	NR	955	2634	NR
440	59674	NR	570	121662	NR	700	15207	NR	830	2488	NR	960	4200	NR
445	72751	NR	575	130476	NR	705	13322	NR	835	2625	NR	965	1982	NR
450	65091	NR	580	137926	NR	710	11676	NR	840	2754	NR	970	3613	NR
455	44894	NR	585	143406	NR	715	10626	NR	845	2708	NR	975	4034	NR
460	32712	NR	590	147039	NR	720	9416	NR	850	2608	NR	980	3922	NR
465	25296	NR	595	147365	NR	725	8333	NR	855	2605	NR	985	1909	NR
470	19318	NR	600	145800	NR	730	7134	NR	860	1765	NR	990	3617	NR
475	17265	NR	605	141363	NR	735	6437	NR	865	2581	NR	995	4767	NR
480	18260	NR	610	134199	NR	740	5834	NR	870	3016	NR	1000	2528	NR
485	20845	NR	615	127683	NR	745	5500	NR	875	3952	NR			

REPORT NUMBER: SP1-1908-441-2-R4

Melanopic Flux vs. Wavelength



Melanopic Lumens: 3101.5 M/P: 0.45

λ (nm)	Power (µW/nm)	Lumens (φ/nm)	λ (nm)	Power (µW/nm)	Lumens (φ/nm)	λ (nm)	Power (µW/nm)	Lumens (φ/nm)	λ (nm)	Power (µW/nm)	Lumens (φ/nm)	λ (nm)	Power (µW/nm)	Lumens (φ/nm)
360	2397	NR	490	24908	NR	620	118784	NR	750	5037	NR	880	2677	NR
365	2084	NR	495	30998	NR	625	108951	NR	755	4413	NR	885	2940	NR
370	2143	NR	500	37103	NR	630	99573	NR	760	4189	NR	890	3116	NR
375	2413	NR	505	42987	NR	635	90444	NR	765	3677	NR	895	3345	NR
380	2172	NR	510	48702	NR	640	80749	NR	770	3366	NR	900	2312	NR
385	1997	NR	515	53741	NR	645	71664	NR	775	3211	NR	905	2829	NR
390	1830	NR	520	57283	NR	650	63936	NR	780	2682	NR	910	2783	NR
395	1861	NR	525	61876	NR	655	56611	NR	785	2804	NR	915	2662	NR
400	1717	NR	530	65398	NR	660	49763	NR	790	2581	NR	920	3047	NR
405	1761	NR	535	69597	NR	665	42891	NR	795	2711	NR	925	2256	NR
410	2680	NR	540	74214	NR	670	36939	NR	800	2609	NR	930	2976	NR
415	4374	NR	545	79911	NR	675	31946	NR	805	2581	NR	935	3503	NR
420	8071	NR	550	86153	NR	680	27385	NR	810	2404	NR	940	4226	NR
425	15169	NR	555	93952	NR	685	23504	NR	815	2556	NR	945	2930	NR
430	26038	NR	560	102904	NR	690	20210	NR	820	2742	NR	950	2115	NR
435	41316	NR	565	112009	NR	695	17459	NR	825	2014	NR	955	2634	NR
440	59674	NR	570	121662	NR	700	15207	NR	830	2488	NR	960	4200	NR
445	72751	NR	575	130476	NR	705	13322	NR	835	2625	NR	965	1982	NR
450	65091	NR	580	137926	NR	710	11676	NR	840	2754	NR	970	3613	NR
455	44894	NR	585	143406	NR	715	10626	NR	845	2708	NR	975	4034	NR
460	32712	NR	590	147039	NR	720	9416	NR	850	2608	NR	980	3922	NR
465	25296	NR	595	147365	NR	725	8333	NR	855	2605	NR	985	1909	NR
470	19318	NR	600	145800	NR	730	7134	NR	860	1765	NR	990	3617	NR
475	17265	NR	605	141363	NR	735	6437	NR	865	2581	NR	995	4767	NR
480	18260	NR	610	134199	NR	740	5834	NR	870	3016	NR	1000	2528	NR
485	20845	NR	615	127683	NR	745	5500	NR	875	3952	NR			

REPORT NUMBER: SP1-1908-441-2-R4

TM-30-18

Summary

$R_f = 75.7$
 $R_g = 93.9$
 CIE $R_a = 71.8$
 $R_9 = -38.3$



Color Vector Graphics



REPORT NUMBER: SP1-1908-441-2-R4

TM-30-18

Individual Sample Fidelity Index ($R_{f,i}$)

CES01 = 86	CES26 = 67	CES51 = 87	CES76 = 63
CES02 = 63	CES27 = 88	CES52 = 86	CES77 = 80
CES03 = 31	CES28 = 87	CES53 = 78	CES78 = 67
CES04 = 71	CES29 = 66	CES54 = 84	CES79 = 87
CES05 = 49	CES30 = 73	CES55 = 84	CES80 = 86
CES06 = 51	CES31 = 70	CES56 = 75	CES81 = 71
CES07 = 41	CES32 = 65	CES57 = 74	CES82 = 94
CES08 = 40	CES33 = 73	CES58 = 76	CES83 = 90
CES09 = 29	CES34 = 79	CES59 = 85	CES84 = 89
CES10 = 76	CES35 = 89	CES60 = 93	CES85 = 77
CES11 = 59	CES36 = 97	CES61 = 84	CES86 = 61
CES12 = 65	CES37 = 87	CES62 = 91	CES87 = 78
CES13 = 43	CES38 = 81	CES63 = 77	CES88 = 77
CES14 = 74	CES39 = 95	CES64 = 72	CES89 = 67
CES15 = 71	CES40 = 92	CES65 = 68	CES90 = 76
CES16 = 47	CES41 = 88	CES66 = 69	CES91 = 89
CES17 = 50	CES42 = 89	CES67 = 67	CES92 = 58
CES18 = 56	CES43 = 79	CES68 = 72	CES93 = 74
CES19 = 73	CES44 = 99	CES69 = 81	CES94 = 49
CES20 = 66	CES45 = 85	CES70 = 66	CES95 = 68
CES21 = 87	CES46 = 80	CES71 = 67	CES96 = 76
CES22 = 79	CES47 = 82	CES72 = 88	CES97 = 82
CES23 = 92	CES48 = 69	CES73 = 59	CES98 = 75
CES24 = 91	CES49 = 80	CES74 = 95	CES99 = 62
CES25 = 73	CES50 = 87	CES75 = 69	



REPORT NUMBER: SP1-1908-441-2-R4

TM-30-18

Color Rendition by Hue-Angle Bin



REPORT NUMBER: SP1-1908-441-2-R4

TM-30-18

Measure Comparisons



(END OF REPORT)